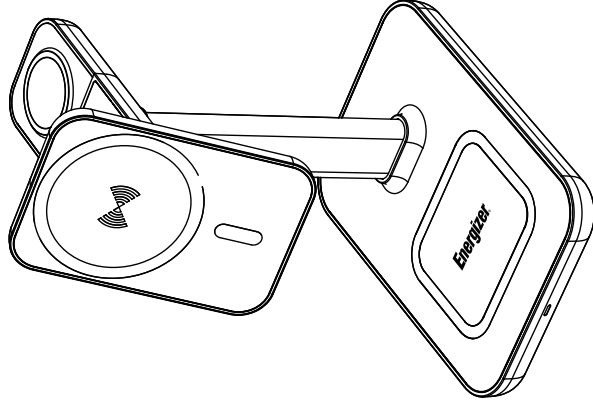


# Energizer®

## WCP304



**EN**

### Specification:

Model Name : WCP304  
Rated Input : USB-C 9V/3A  
Mobile Phone output : 15W/10W/7.5W/5W  
Earbuds Output : 5W(Max.)  
Watch Output : 5W(Max.)  
Dimensions : 123(L)x85(W)x153(H) mm  
Weight : 308g±10g

**FR**

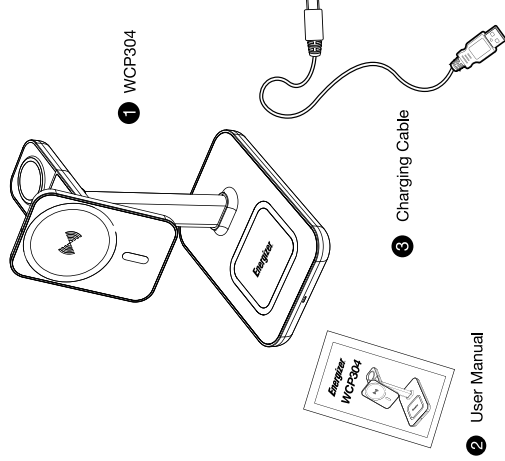
### Spécifications:

Modèle : WCP304  
Entrée : USB-C 9V/3A  
Sortie téléphone portable : 15W/10W/7.5W/5W  
Sortie des écouteurs: 5W(Max.)  
Regarder la sortie : 5W(Max.)  
Dimensions : 123(L)x85(W)x153(H) mm  
Poids : 308g±10g

### Package Content

3-in-1 Wireless Charging Stand  
USB-C Cable  
User Manual

## Package Contents



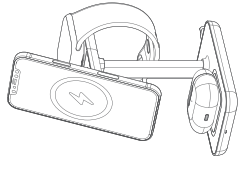
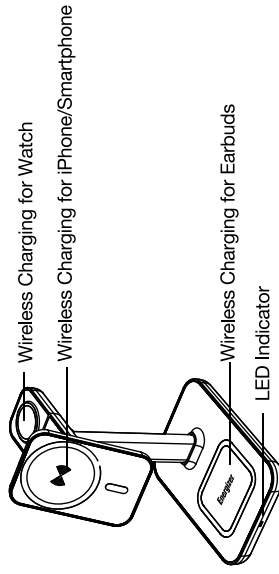
### PowerSafe Management

Guarantees against short circuit and over-charging for your power bank and devices.



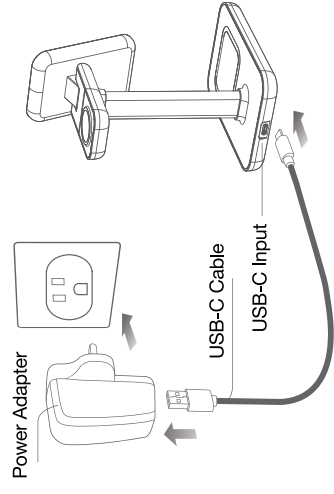
**Customer Service**  
For any question about the product,  
please contact us at  
[service@energizerpowerbanks.com](mailto:service@energizerpowerbanks.com)

©2023 Energizer, Energizer, Energizer Character and certain graphic designs are trademarks of Energizer Brands, LLC and related subsidiaries and are used under license by TernRiCh International Corp..



**LED Indicator**

- 1. Solid LED light: Standby
- 2. Flashing LED light: Charging
- 3. Red light flashing: Foreign object or over temperature detection, please remove the foreign object or wait a few minutes for cool down



**How to USE**

- 1. Connect the charging stand with a USB-C charging cable and power adapter, then connect the adapter to a power outlet.
- 2. Place your smartphone onto the charging area horizontally or vertically, it will magnetically attach to your device and begin charging.
- 3. Place your earbuds and smartwatch on the charging pads to begin charging.

\* Please use compatible device, cable, and adapter up to 15W for fast charge.



**How to Pick the Right Case**

Please use compatible magnetic case for optimal results.

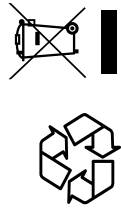
iPhone 11/X/8/SE series can charge wirelessly with a magnetic case that's compatible with the charging stand.

**Safety Instructions**

- Avoid water, heat, fire, penetration of the product, and severe drops at all times.
- Do not insert other object to the USB ports other than the USB connectors.
- During charging, your device and the product may feel slightly warm, this is normal.
- Do not clean the product with water or other cleaning products, clean the exterior with a lightly wetted cloth or napkin.
- Any intentional and physical damage to the product will not be under the warranty conditions.
- Do not place any metal or flammable object on top of this product.
- This product is not suitable for extreme climates, please store and use this product properly.

**WARRANTY**

All products from the date of purchase are qualified for limited time warranty. For more warranty information, please visit: <http://www.energizerpowerbanks.com>



Dispose the battery properly, seek for local disposal facility for advice. Do not dispose, disassemble, damage, or incinerate the battery at all time.